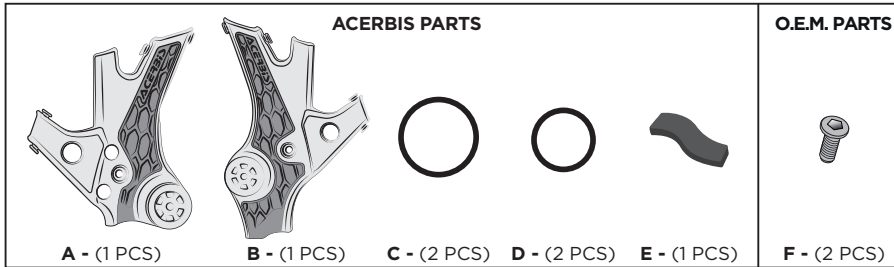



X-GRIP FRAME GUARD HONDA CRF1100 AFRICA TWIN

PARATELAIO X-GRIP HONDA CRF1100 AFRICA TWIN

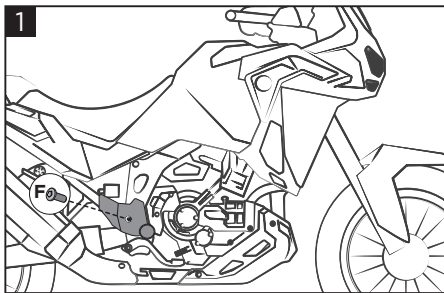
COD. 500007826 REV.3



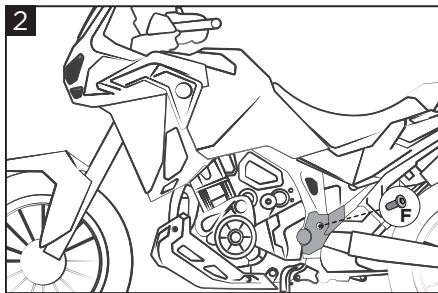
WARNING

 **ATTENZIONE:** Si consiglia vivamente di rimuovere periodicamente il prodotto per la pulizia e la manutenzione.

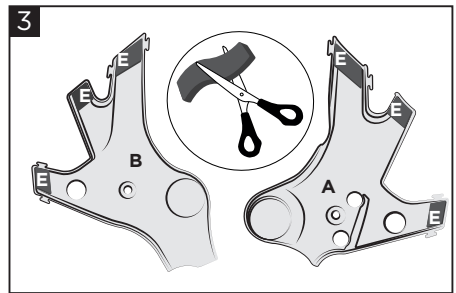
ATTENTION: Highly recommended to remove product periodically for cleaning maintenance.



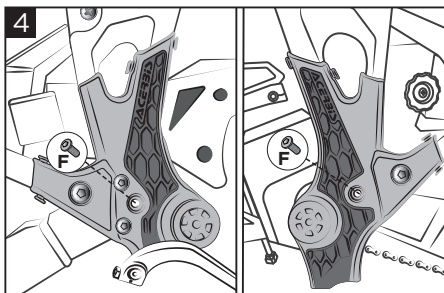
1
Remove the right original cover by unscrewing the screw (F).
 Rimuovere la cover originale destra svitando la vite (F).



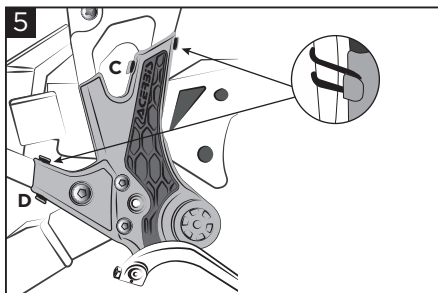
2
Remove the left original cover by unscrewing the screw (F).
 Rimuovere la cover originale sinistra svitando la vite (F).



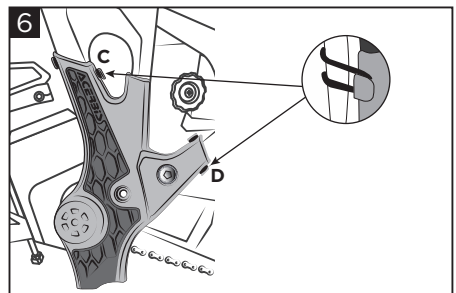
3
Cut to the correct size the adhesive sponge (E), then place it and paste it on the Acerbis covers (A) and (B).
 Tagliare a misura la spugnetta adesiva (E), posizionarla ed incollarla sulle cover Acerbis (A) e (B).



4
Attach the X-Grip using the screws (F).
 Fissare gli X-Grip tramite vite (F).



5
Fasten the right X-Grip using one big O-ring (C) and one little O-ring (D).
 Fissare l'X-Grip destro tramite un O-ring grande (C) e un O-ring piccolo (D).



6
Fasten the left X-Grip using one big O-ring (C) and one little O-ring (D).
 Fissare l'X-Grip sinistro tramite un O-ring grande (C) e un O-ring piccolo (D).

WARNING!

Use Acerbis' products at your own risk. Check the safety of your device before you ride. Be sure that you follow the instructions for installing the Acerbis' products. Do not ride if there is missing or damaged hardware. If this is the case, take the item immediately back to your dealer. Make sure the throttle and other controls are free every time you ride. Not following these instructions and warnings could lead to interference with the controls, loss of control, and accidents. Acerbis recommends that installation must be done by a licensed mechanic and that only Acerbis' original parts are used during installation. Acerbis makes no guarantees or representations, express or implied, regarding the fitment of its product for any particular purpose. Acerbis makes no guarantees or representations, express or implied, regarding the extent to which its products protect individuals or property from injury or death or damage.

EUROPE

ACERBIS ITALIA S.P.A.
 VIA SERIO, 37
 24021 ALBINO (BG)
 ITALY

U.S.A.

ACERBIS U.S.A. INC.
 MAIL P.O. BOX 2030
 SUN VALLEY, ID 83353
 SHIP 110 LINDAY CIRCLE
 KETCHUM, ID 83340
 U.S.A.

UNITED KINGDOM

ACERBIS U.K LTD
 UNIT 2 LUTON ENTERPRISE PARK
 SUNDON PARK ROAD
 LUTON, BEDFORDSHIRE LU3 3GU
 GREAT BRITAIN